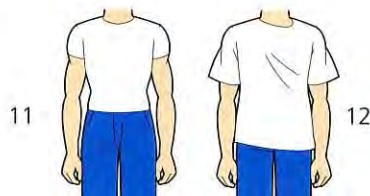
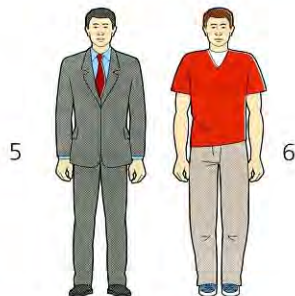
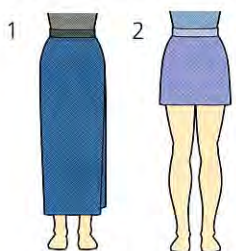


19 I can buy clothes

Do Unit 18 first

A Describing clothes

- 1 **long**
- 2 **short**
- 3 **cheap**
- 4 **expensive**
- 5 **smart**
- 6 **casual**
- 7 **small/little**
- 8 **large/big**
- 9 **uncomfortable**
- 10 **comfortable**
- 11 **tight**
- 12 **loose**



I like it – it's really **nice/lovely**.

I don't like it – it's **horrible/awful**.

1 Look at the pictures and describe the clothes.

- | | |
|----------------------------|---------------------------|
| ▶ a <u>cheap</u> tie | 5 a <u>loose</u> T-shirt |
| 1 a <u>short</u> skirt | 6 an <u>expensive</u> tie |
| 2 <u>comfortable</u> shoes | 7 <u>short</u> clothes |
| 3 a <u>small</u> handbag | 8 a <u>long</u> skirt |
| 4 <u>casual</u> clothes | |

2 Circle the correct word.




- ▶ My handbag is very large/small, so I put lots in it.
- 1 I like these trainers, but they're very comfortable uncomfortable.
 - 2 I've got some really nice/horrible boots. I wear them a lot.
 - 3 At the weekend, I usually wear casual/smart clothes.
 - 4 I haven't got much money, so I don't wear cheap expensive clothes.
 - 5 He's only seven years old, so just buy him a small/large T-shirt.
 - 6 You need your long/short coat today; it's really cold.
 - 7 If you are going to the gym, it's better to wear tight loose clothes.
 - 8 That suit is awful lovely – you must buy it.

3 Write the opposite of the underlined word.

- | | |
|---|--|
| ▶ You need a <u>large</u> belt. <u>small</u> | 4 Was the belt very <u>cheap</u> ? <u>expensive</u> |
| 1 She's wearing a <u>long</u> coat. <u>short</u> | 5 She doesn't want <u>tight</u> trousers. <u>loose</u> |
| 2 Are those boots <u>comfortable</u> ? <u>uncomfortable</u> | 6 Does this look <u>nice</u> ? <u>ugly</u> |
| 3 We can wear <u>smart</u> clothes. <u>casual</u> | |

4 Test yourself. Cover the words and say the adjectives and clothes in the pictures.

B Talking about size 🎧

Questions	Answers	Problems with size
What size are you? What size do you take?	I'm a (size) 12. I take size 40. small/medium/large	It's } the wrong size . They're } It doesn't } fit . They don't }
		It's too long .  They're too big . 

5 Complete the sentences.

- What **size** are you?
~ I'm **size** 14.
- Is she small, **medium**, or large?
- I'm sorry, this shirt is the **wrong** size.
- Does this jumper **fit**?
~ No, it's **too** tight for me.
- What size do you **wear**? ~ Small.
- I like the trousers but they don't **fit me**;
they're **very** long.

spotlight **too and very**

There is a difference in meaning between **too** and **very**.
*Her coat is **very** long.* (It's OK.)
*Her coat is **too** long.* (It's not OK.)
*These trousers are **very** tight, but I'm going to buy them.*
*These boots are **too** tight; I can't wear them.*

6 Look at the pictures. What's the problem?



▶ The jacket's too short.



2 The trousers are very long.



1 The shirt is too tight.



3 The hat is too big.